
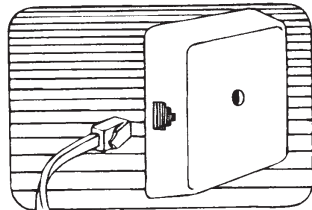
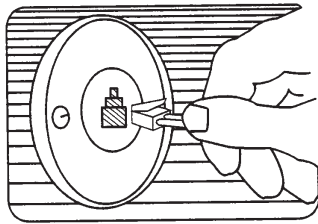


## How to Connect and Disconnect Modular Telephones

### Modular telephone outlets

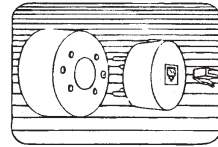


Three Standard modular telephone outlets, used to connect a telephone, are shown below. The clear plastic connecting clip slips into the opening and clicks into place.

To disconnect a modular telephone, you must squeeze the clip together with your thumb and forefinger and gently pull it out.



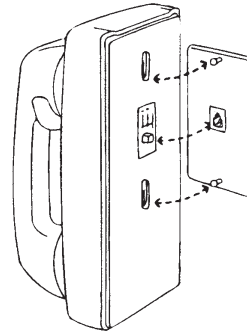
### Non-Modular telephone outlets

Non-modular telephone outlets are shown below. This type of outlet needs a modular adapter, also shown. The clear plastic clip connects to the adapter, and the adapter is plugged into the wall outlet.



### Modular wall telephone outlets

To connect a modular wall telephone, line up the rivets on the outlet plate with the openings on the back of the telephone. Slide the telephone down, pushing lightly against the wall.



To disconnect a modular wall telephone, slide the telephone up while pulling it gently away from the wall.